

Fronius Solution Heating

With Fronius inverters¹, Fronius Ohmpilot or Ohmpilot Eco² and Fronius Smart Meter³



1



2



3

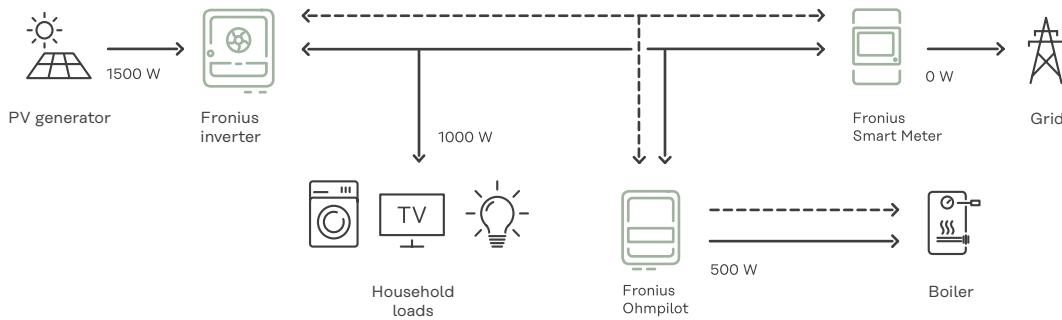


All benefits at a glance

- 01 Optimal use of PV surplus for heating elements in hot water boilers, buffer tanks, screed and walls
- 02 Seamless integration of compatible heat pumps
- 03 Reliable hot water supply via PV for most of the year (8–10 months)
- 04 Increased self-consumption rate (up to 100%)
- 05 Reduced energy costs
- 06 Extended service life of the primary heat source

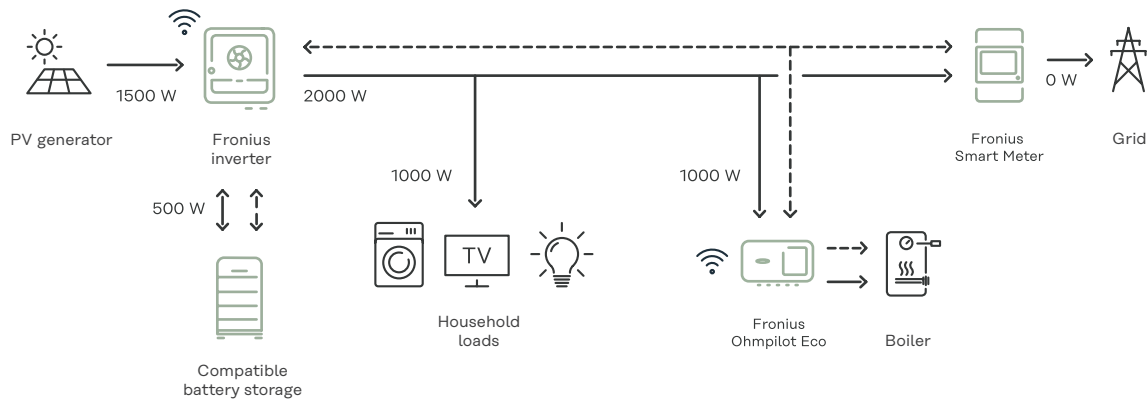
Intelligent heating rod control

The Fronius Ohmpilot controls heating elements in boilers and buffer tanks and enables the continuous use of excess PV power between 0 and 9 kW for heat generation.



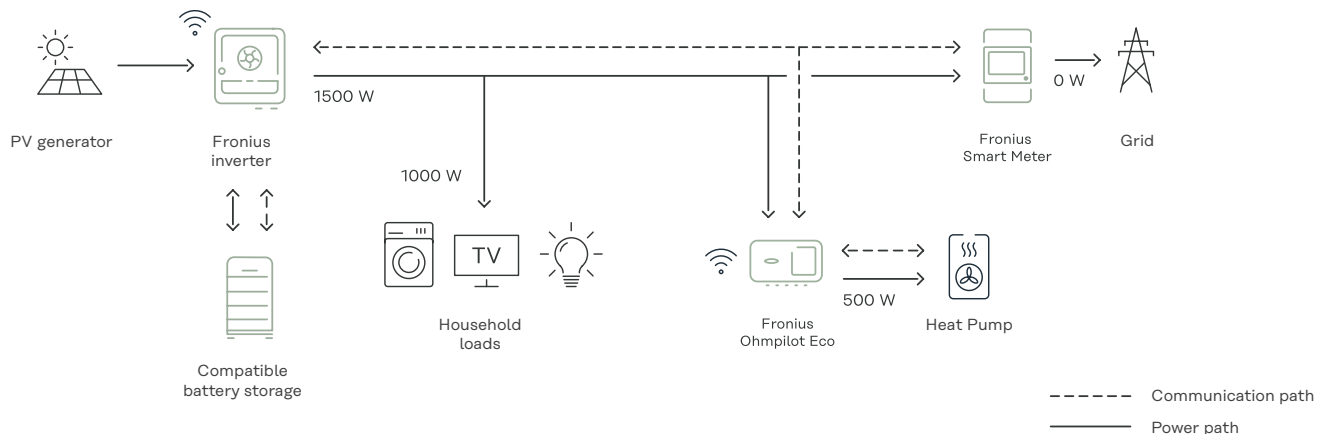
PV storage optimization with heating elements

For PV systems with battery storage, the Fronius Ohmpilot Eco is the ideal choice. The Ohmpilot Eco can control heating elements in the hot water boiler or buffer tank in stages up to 9 kW. If the PV surplus alone is not sufficient, additional battery power can be used in line with system settings and energy management priorities.



Seamless integration with heat pumps

Thanks to bidirectional communication with compatible heat pumps, the Fronius Ohmpilot Eco maximizes the efficiency of a PV system by providing real-time information on available PV surplus. The heat pump can adjust its operation based on this data, ensuring optimal efficiency and the best possible utilization of the PV system.



What is required for implementation?

Device	Type	Notes
Fronius Ohmpilot	Fronius Ohmpilot Eco ¹	Load controller, stepwise control per phase ² , ideal for PV systems with battery storage and for seamless integration of heat pumps
	Fronius Ohmpilot 9.0.3	Power controller, continuous control from 0–9 kW Ideal for PV systems without battery storage
Energy meter	Fronius Smart Meter 63A-1, 63A-3,	
	Fronius Smart Meter TS 100A-1, TS 65A-3	
	Fronius Smart Meter IP 5kA-3	For the Smart Meter IP 5kA-3, current transformers with an output voltage of 333 mV must be used
Fronius inverters	Fronius Primo/Symo GEN24 (SC)	
	Fronius Primo/Symo GEN24 Plus (SC)	
	Fronius Verto/Verto Plus	
	Fronius SnapINverter	mit einem Datamanager 2.0
	Drittanbieterwechselrichter	mit einem Datamanager 2.0
Heating element	Single-phase up to max. 3 kW	
	3-phase up to max. 9 kW	3-phase heating elements must be equipped with a neutral conductor
	18 kW heating element *	*ASKOHEAT-FOP from ASKOMA
Temperature sensor (recommended)	PT1000	Option to set the minimum or target temperature; optimal use of surplus energy is only possible with PT1000
Communication	Ohmpilot & Ohmpilot Eco - Inverter	Option 1: Connection to the router via LAN or Wi-Fi Option 2: Cable connection (CAT5 or higher) via Modbus RTU (RS485)
	Ohmpilot Eco - Heat Pump	Option 1: Connection to the router via LAN or Wi-Fi Option 2: Cable connection (CAT5 or higher) via Modbus RTU (RS485)
	Inverter - Smart Meter & Smart Meter TS	Cable connection (CAT5 or higher) via Modbus RTU (RS485)
	Inverter - Smart Meter IP	Option 1: Connection to the router via LAN or Wi-Fi Option 2: Cable connection (CAT5 or higher) via Modbus RTU (RS485)

¹ Compatible with Fronius GEN24 & Verto inverters. Not compatible with Fronius SnapINverter inverters.

² Stage 1 – Phase 1, Stage 2 – Phases 1+2, Stage 3 – Phases 1+2+3



Monitoring & Digital Tools

Everything at a glance

With our monitoring tool Fronius Solar.web, you can keep an eye on your PV system anytime, anywhere, and keep your energy transition on track – easily via the app or the web.



Easy operation via app

The Fronius Solar.web app provides a consolidated view of all PV system data on a single monitoring platform. The Fronius Ohmpilot Eco also integrates data from connected devices, such as compatible heat pumps, into this monitoring system.

